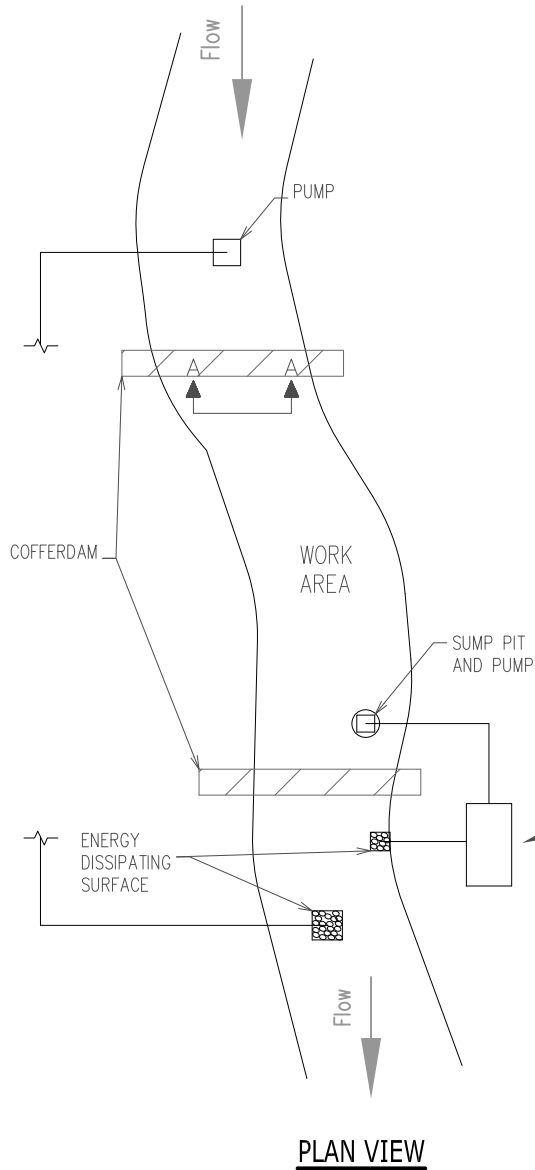
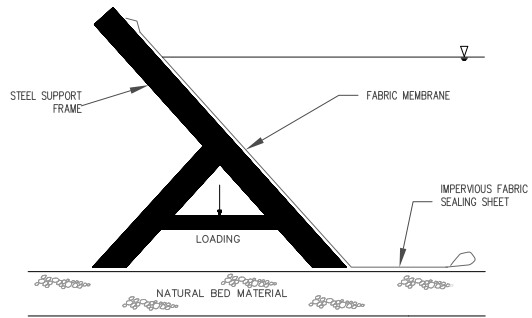


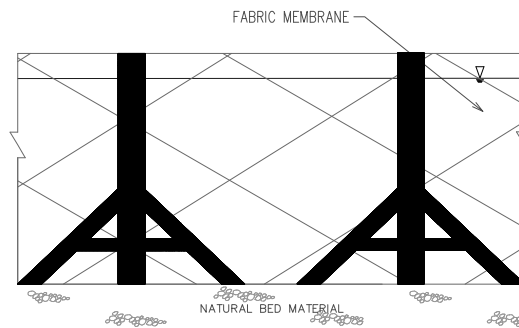
# A-FRAME COFFERDAM



PLAN VIEW



COFFERDAM PROFILE



SECTION A-A

**NOTES:**

1. ALL DISCHARGES SHOULD BE ON ENERGY DISSIPATING SURFACES.
2. LOCATIONS FOR SUMP PIT, FILTRATION AREA, AND ENERGY DISSIPATING SURFACES MAY VARY DEPENDING ON SITE CONDITIONS.
3. A-FRAME SHOULD BE INSTALLED TO MANUFACTURER'S SPECIFICATIONS.

**REFERENCE**

Project \_\_\_\_\_  
 Designed \_\_\_\_\_ Date \_\_\_\_\_  
 Checked \_\_\_\_\_ Date \_\_\_\_\_  
 Approved \_\_\_\_\_ Date \_\_\_\_\_



STANDARD DWG. NO.

IUM-503AF

SHEET 1 OF 7

DATE 7-09-2012