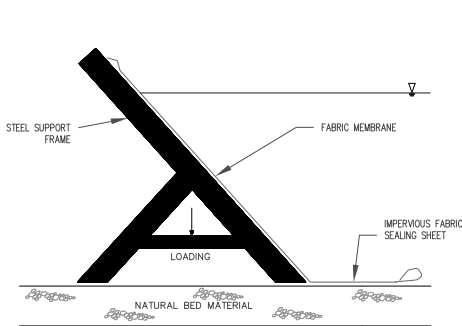
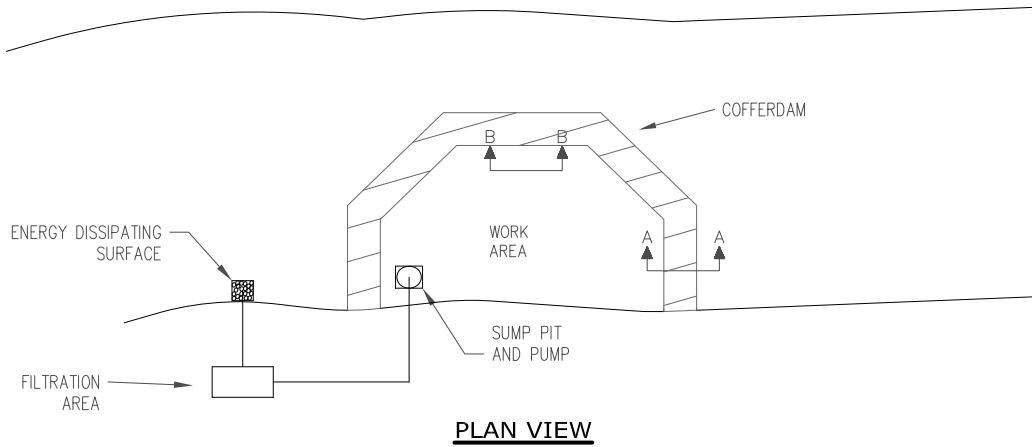
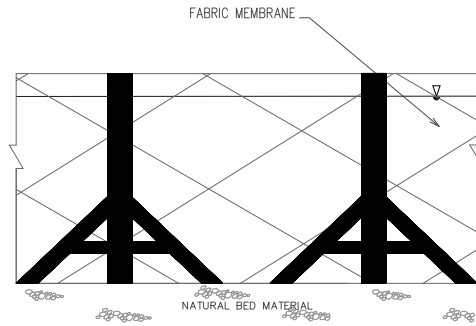


A-FRAME PARTIAL COFFERDAM



SECTION A-A



SECTION B-B

NOTES:

1. ALL DISCHARGES SHOULD BE ON ENERGY DISSIPATING SURFACES.
2. LOCATIONS FOR SUMP PIT, FILTRATION AREA, AND ENERGY DISSIPATING SURFACES MAY VARY DEPENDING ON SITE CONDITIONS.
3. A-FRAME SHOULD BE INSTALLED TO MANUFACTURER'S SPECIFICATIONS.

REFERENCE	
Project	_____
Designed	_____ Date _____
Checked	_____ Date _____
Approved	_____ Date _____



STANDARD DWG. NO.
IUM-503AP
SHEET 2 OF 7
DATE 7-09-2012