
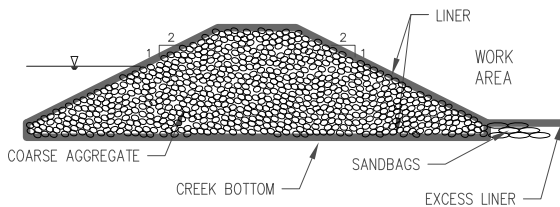


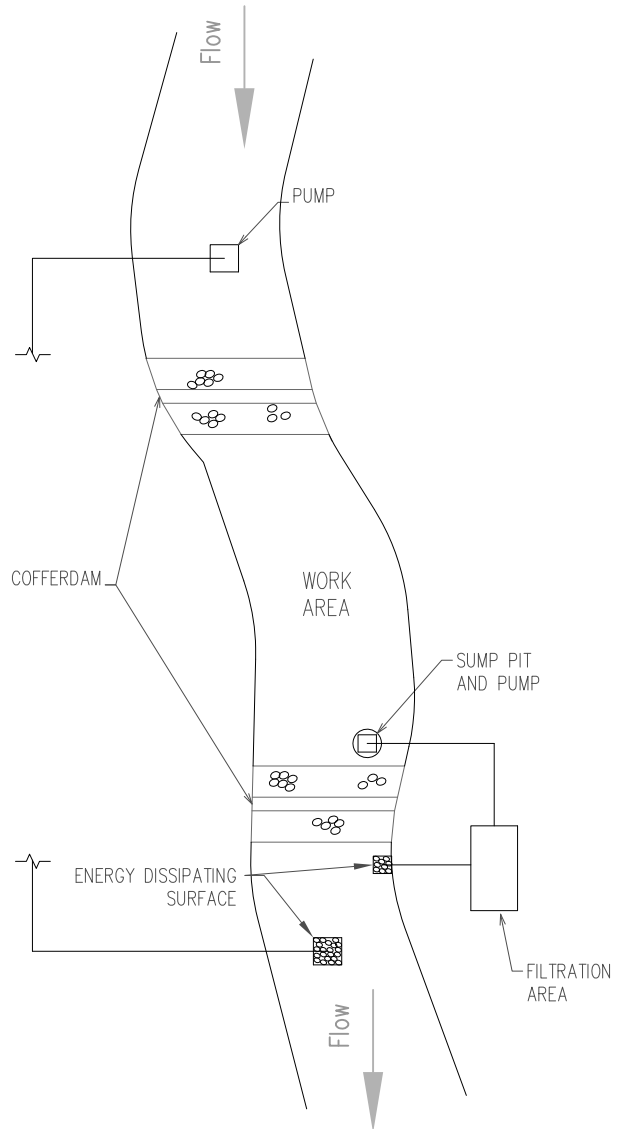
ROCK COFFERDAM



COFFERDAM CROSS-SECTION



COFFERDAM PROFILE



PLAN VIEW

NOTES:

1. THE LINER SHALL BE PLACED ON BOTTOM OF WATERWAY W/EXCESS LINER EXTENDING OUT OF THE COFFERED AREA. ONCE STONE IS PLACED, LINER WILL BE PULLED OVER ROCK AND EXTEND BEYOND THE PILE ON THE DOWNSTREAM SIDE. SANDBAGS WILL SECURE THE EXCESS LINER AS SHOWN. REFER TO THE STANDARD FOR LINER SPECIFICATIONS.

REFERENCE
 Project _____
 Designed _____ Date _____
 Checked _____ Date _____
 Approved _____ Date _____



STANDARD DWG. NO.
 IUM-503RF
 SHEET 5 OF 7
 DATE 7-09-2012