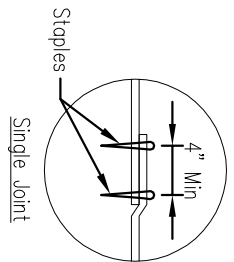
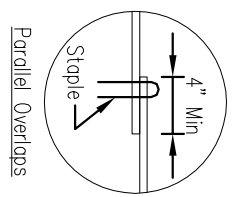


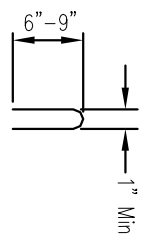
DETAIL 1



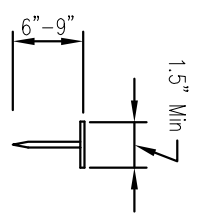
DETAIL 2



DETAIL 3



STAPLE DETAIL



PUSH PIN DETAIL

NOTES:

1. Staples shall be placed in a diamond pattern at 2 per s.y. for stitched blankets. Non-stitched shall use 4 staples per s.y. of material. This equates to 200 staples with stitched blanket and 400 staples with non-stitched blanket per 100 s.y. of material.
2. Staple or push pin lengths shall be selected based on soil type and conditions. (minimum staple length is 6")
3. Erosion control material shall be placed in contact with the soil over a prepared seedbed.
4. All anchor slots shall be stapled at approximately 12" intervals.

Sheet 1 of 1	File No. LUM-530	<p>EROSION CONTROL BLANKET INSTALLATION DETAILS</p>	<p>Designed _____ Date _____</p> <p>Drawn B. JOHNSON _____ 11/08</p> <p>Checked _____</p> <p>Approved _____</p>
--------------	---------------------	----------------------------------------------------------------	-----------------------------------------------------------------------------------------------------------------