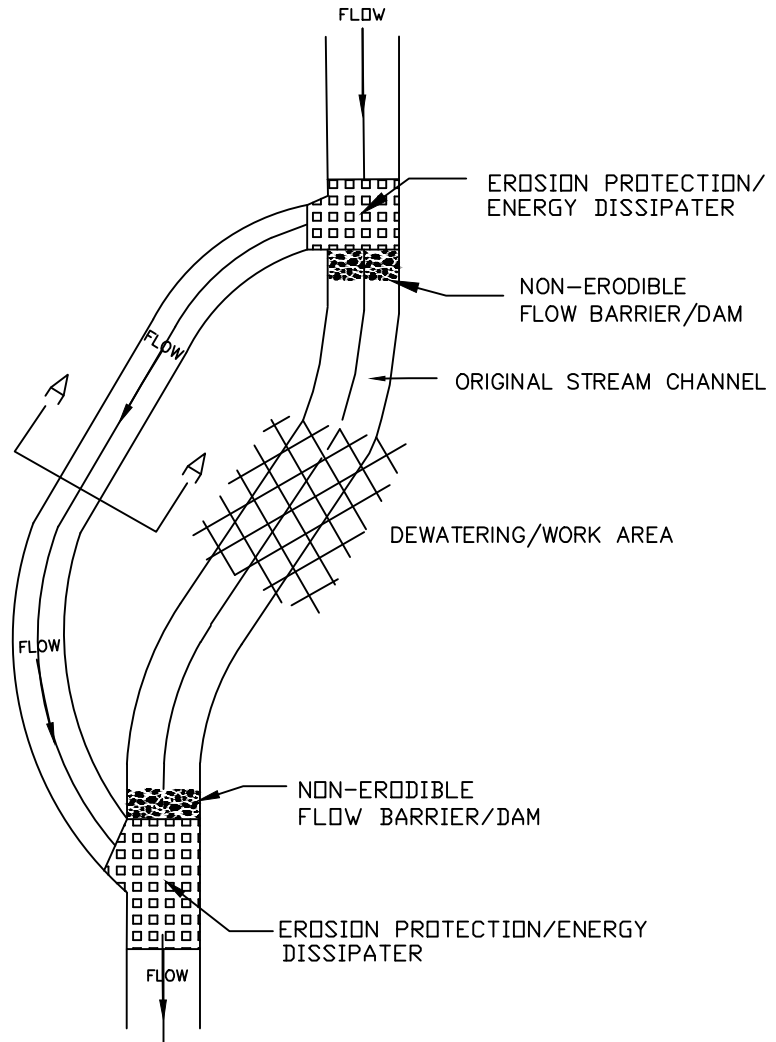



TEMPORARY STREAM DIVERSION - DIVERSION CHANNEL



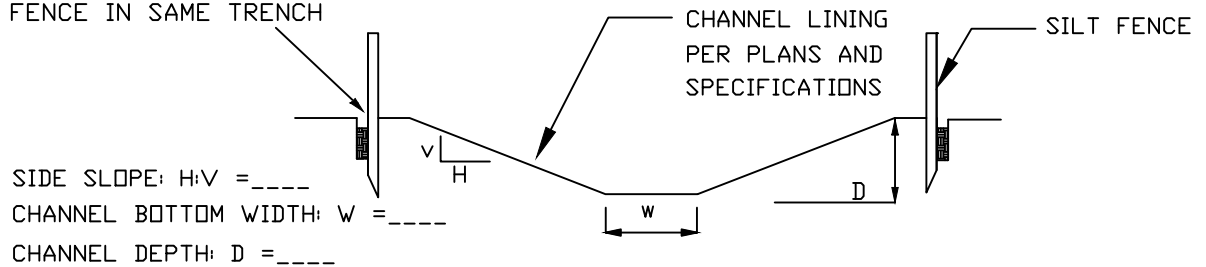
EROSION PROTECTION/
ENERGY DISSIPATER
DETAILS:



TYPICAL DIVERSION CHANNEL PLAN

ENTRENCH GEOTEXTILE
(WHEN USED) AND SILT
FENCE IN SAME TRENCH

A - A



TYPICAL DIVERSION CHANNEL CROSS SECTION

REFERENCE	
Project	_____
Designed	_____ Date _____
Checked	_____ Date _____
Approved	_____ Date _____



STANDARD DWG. NO.
IUM-676PD
SHEET 1 OF 1
DATE 7-29-2011