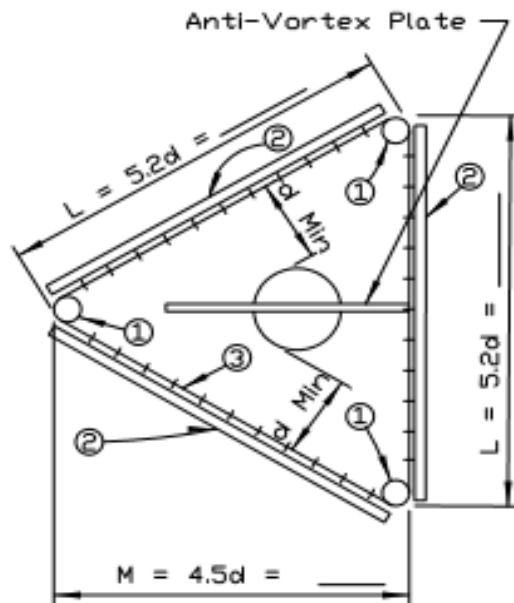
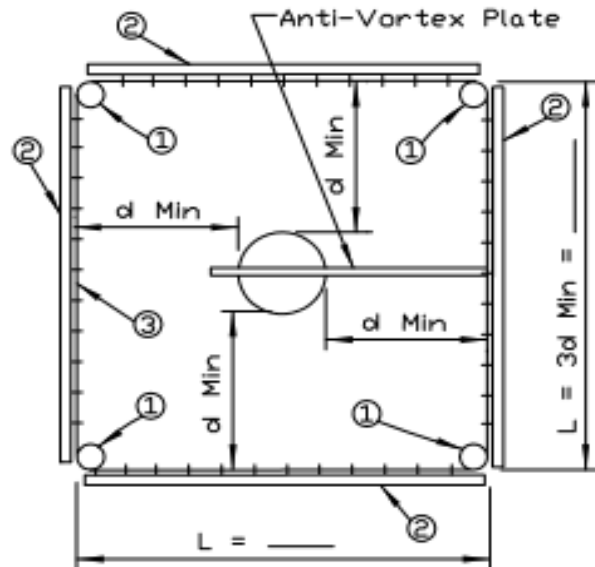


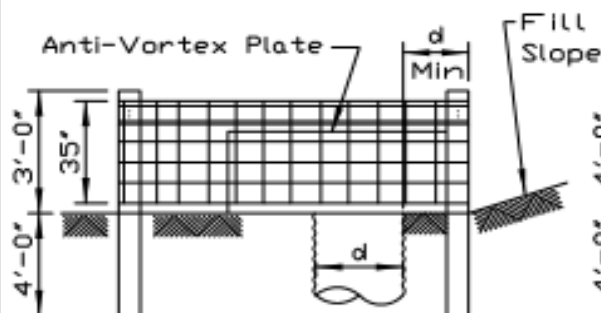
# TRASH RACKS FOR PIPE DROP INLET



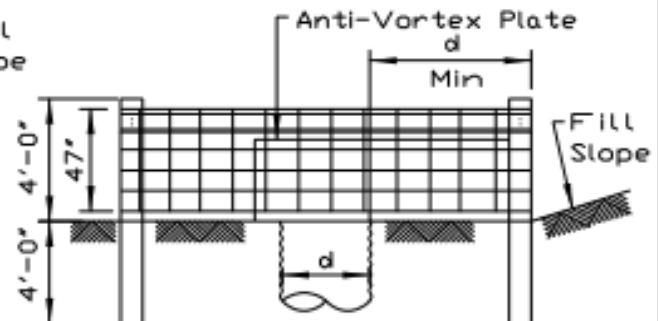
PLAN



PLAN



ELEVATION



ELEVATION

## NOTE:

Triangle use limited to:

1. Stage of 2'-6" maximum
2. Riser dia. of 2'-0 maximum

## NOTE:

Square use limited to:

1. Stage of 3'-6" max. with 47' fence
2. Riser dia. of 4'-0 maximum

## REFERENCE

Project \_\_\_\_\_  
Designed \_\_\_\_\_ Date \_\_\_\_\_  
Checked \_\_\_\_\_ Date \_\_\_\_\_  
Approved \_\_\_\_\_ Date \_\_\_\_\_



Natural Resource Conservation Service

**NRCS**

## STANDARD DWG. NO.

IL-590

SHEET 1 OF 2

DATE 4-4-94

# TRASH RACKS FOR PIPE DROP INLET

## BILL OF MATERIALS

| MARK | QUANTITY | DESCRIPTION  | LENGTH |
|------|----------|--|--------|
| 1    |          | Wood posts, 6" tip pressure treated                              |        |
| 2    |          | Wood plank 2" thick x 6" wide x L, pressure treated              |        |
| 3    | 1        | Fence, woven wire, No. 9 top & bottom, with 12" stays ____" high |        |
| —    | As req'd | Staples - Mark (3) to (1) and (2)                                | 1 1/4" |
| —    |          | 3/8" dia lag screws with flat washers, mark (2) to (1)           | 4 1/2" |

NOTE: Fence and staples to be galvanized and lag screws cadmium plated.

REFERENCE  
 Project \_\_\_\_\_  
 Designed \_\_\_\_\_ Date \_\_\_\_\_  
 Checked \_\_\_\_\_ Date \_\_\_\_\_  
 Approved \_\_\_\_\_ Date \_\_\_\_\_



Natural Resources Conservation Service

**NRCS**

STANDARD DWG. NO.

IL-590

SHEET 2 OF 2

DATE 4-4-94