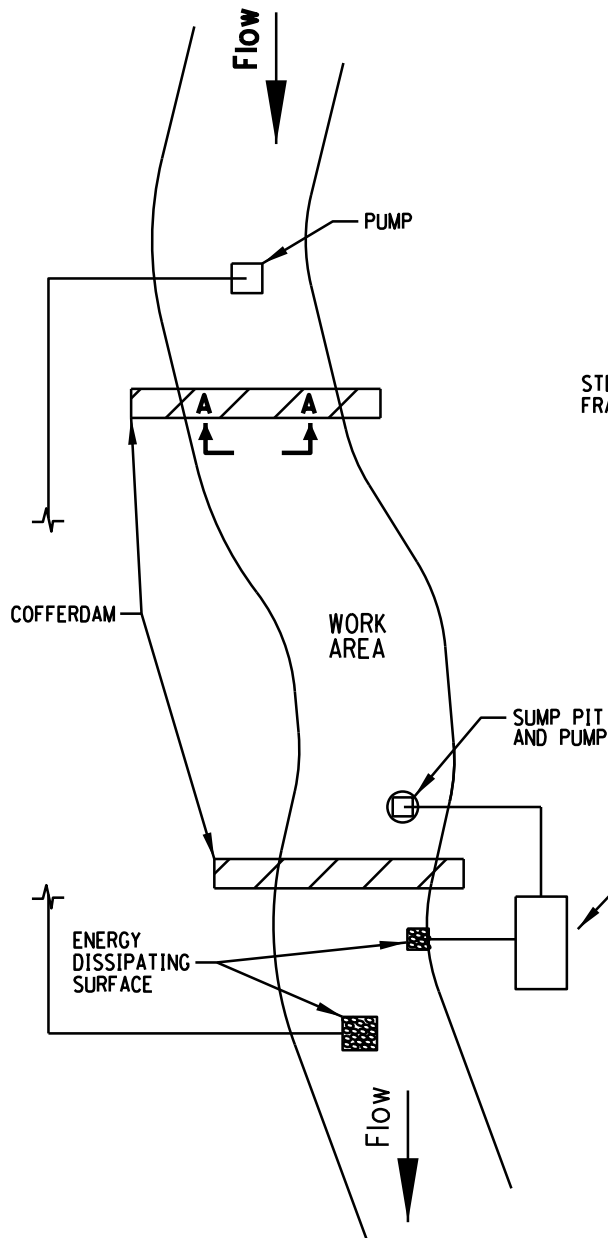
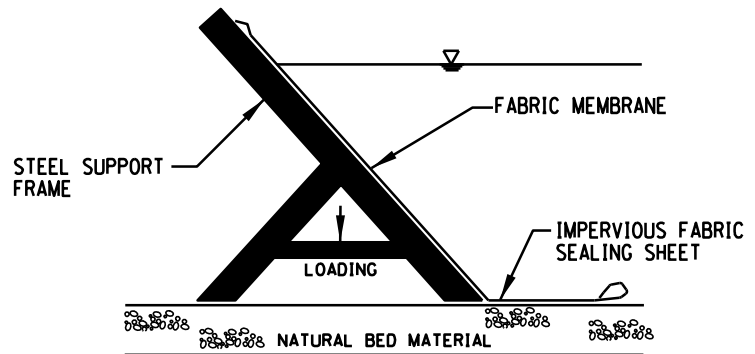


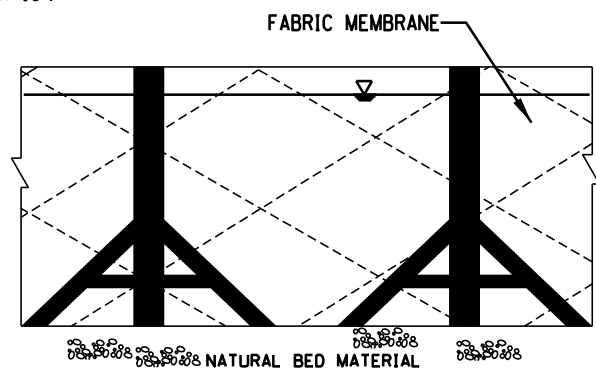
A-FRAME COFFERDAM



PLAN VIEW



COFFERDAM PROFILE



SECTION A-A

NOTES:

1. ALL DISCHARGES SHOULD BE ON ENERGY DISSIPATING SURFACES.
2. LOCATIONS FOR SUMP PIT, FILTRATION AREA, AND ENERGY DISSIPATING SURFACES MAY VARY DEPENDING ON SITE CONDITIONS.
3. A-FRAME SHOULD BE INSTALLED TO MANUFACTURER'S SPECIFICATIONS.

REFERENCE

Project _____
 Designed _____ Date _____
 Checked _____ Date _____
 Approved _____ Date _____



STANDARD DWG. NO.

IUM-503AF

SHEET 1 OF 7

DATE 07-09-2012