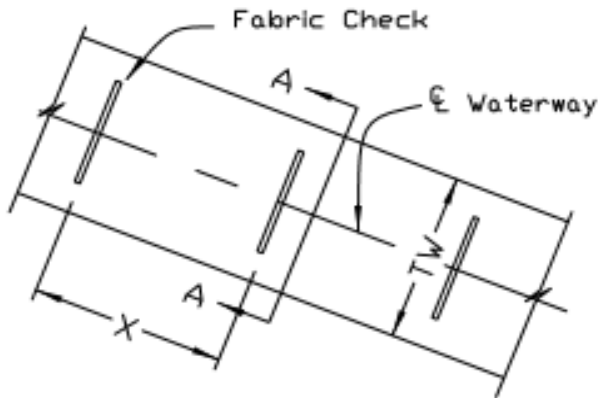
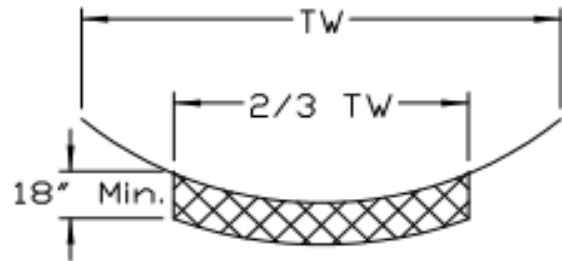


FABRIC CHECKS FOR WATERWAYS



PLAN VIEW

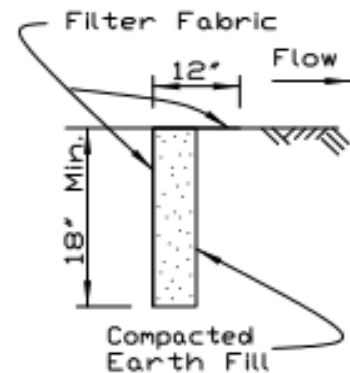


SECTION A-A

WATERWAY NUMBER
 FROM STATION
 TO STATION
 CHECK SPACING (X)
 CHECK WIDTH (2/3 TW)

BILL OF MATERIALS

Filter Fabric ____ Sq. Yds.
 (____ Pieces, @ ____ In. x 30 In.)




TYPICAL SECTION

NOTES:

1. Excavate a trench 18 inches deep, wide enough to allow hand compaction of backfill.
2. Place the fabric against the upstream wall of the trench. Backfill the trench in hand compacted, 6 inch lifts. Lay 12 inch fabric flap downstream.

LOCATION PLAN



County _____

Sec. ____ T ____ R ____

REFERENCE

Project _____
 Designed _____ Date _____
 Checked _____ Date _____
 Approved _____ Date _____



Natural Resources Conservation Service

NRCS

STANDARD DWG. NO.

IL-542

SHEET 1 OF 2

DATE 8-17-94

FABRIC CHECKS FOR WATERWAYS

FABRIC CHECK SPACING (FT.)

WATERWAY GRADE %	MAXIMUM SPACING FT.
0 - 1.5	100
1.5 - 3.0	75
> 3.0	50

FABRIC QUANTITIES PER CHECK IN SQUARE YARDS

CHECK LENGTH (FT.)	15	18	21	24	27	30	33	36	39
FABRIC QUANTITY (SQ. YDS)	4.2	5.0	5.8	6.7	7.5	8.3	9.2	10.0	10.8

FILTER FABRIC SPECIFICATION

1. Openings in filter fabric shall be equal to or smaller than the openings in a #40 sieve (0.42mm).
2. Filter fabric shall have a tear strength in excess of 50 pounds.

REFERENCE

Project _____
 Designed _____ Date _____
 Checked _____ Date _____
 Approved _____ Date _____



Natural Resources Conservation Service

NRCS

STANDARD DWG. NO.

IL-542

SHEET 2 OF 2

DATE 8-17-94