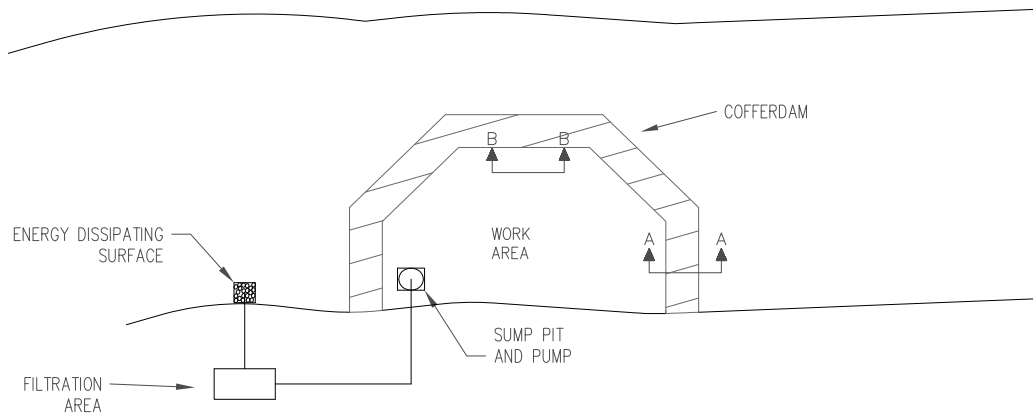
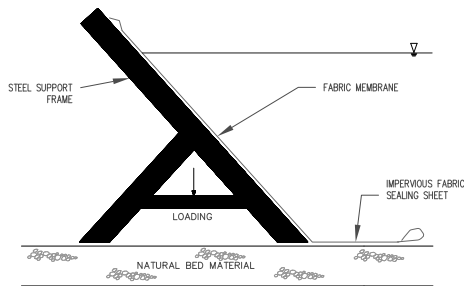


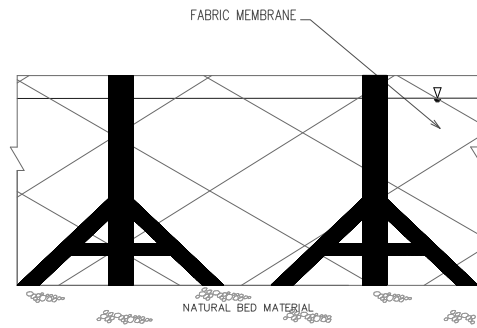
# A-FRAME PARTIAL COFFERDAM



**PLAN VIEW**



**SECTION A-A**



**SECTION B-B**

**NOTES:**

1. ALL DISCHARGES SHOULD BE ON ENERGY DISSIPATING SURFACES.
2. LOCATIONS FOR SUMP PIT, FILTRATION AREA, AND ENERGY DISSIPATING SURFACES MAY VARY DEPENDING ON SITE CONDITIONS.
3. A-FRAME SHOULD BE INSTALLED TO MANUFACTURER'S SPECIFICATIONS.

**REFERENCE**

Project \_\_\_\_\_  
 Designed \_\_\_\_\_ Date \_\_\_\_\_  
 Checked \_\_\_\_\_ Date \_\_\_\_\_  
 Approved \_\_\_\_\_ Date \_\_\_\_\_



STANDARD DWG. NO.

**IUM-503AP**

SHEET 2 OF 7

DATE 7-09-2012