
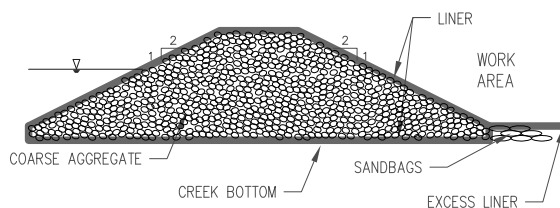


ROCK COFFERDAM



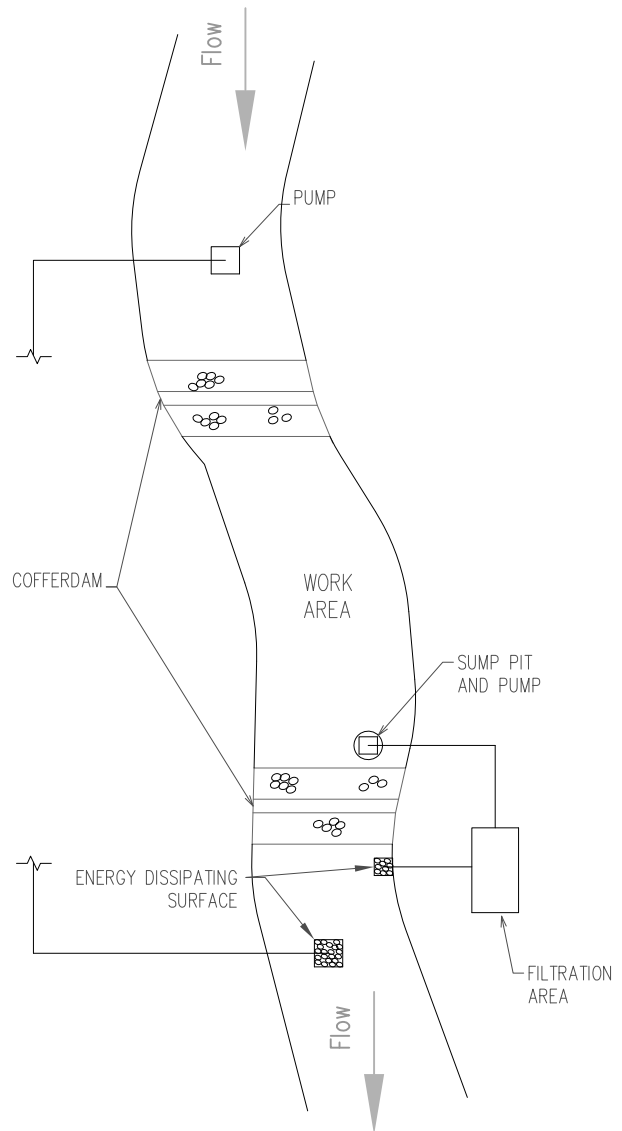
COFFERDAM CROSS-SECTION



COFFERDAM PROFILE

NOTES:

1. THE LINER SHALL BE PLACED ON BOTTOM OF WATERWAY W/EXCESS LINER EXTENDING OUT OF THE COFFERED AREA. ONCE STONE IS PLACED, LINER WILL BE PULLED OVER ROCK AND EXTEND BEYOND THE PILE ON THE DOWNSTREAM SIDE. SANDBAGS WILL SECURE THE EXCESS LINER AS SHOWN. REFER TO THE STANDARD FOR LINER SPECIFICATIONS.



PLAN VIEW

REFERENCE

Project _____
Designed _____ Date _____
Checked _____ Date _____
Approved _____ Date _____



STANDARD DWG. NO.

IUM-503RF

SHEET 5 OF 7

DATE 7-09-2012