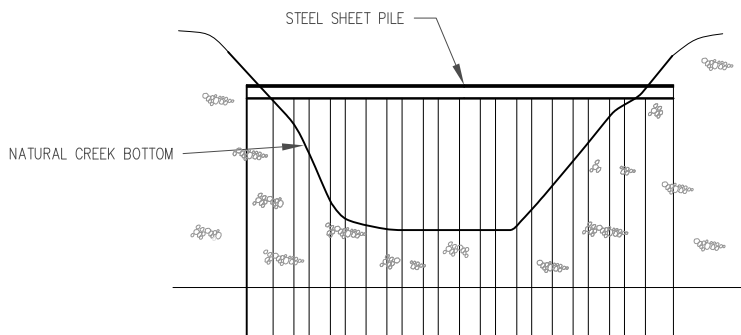
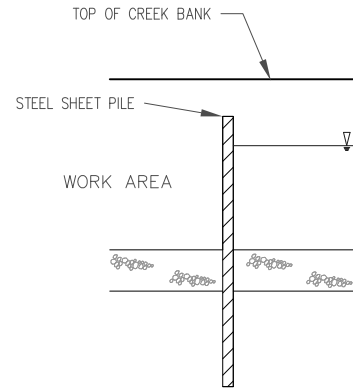
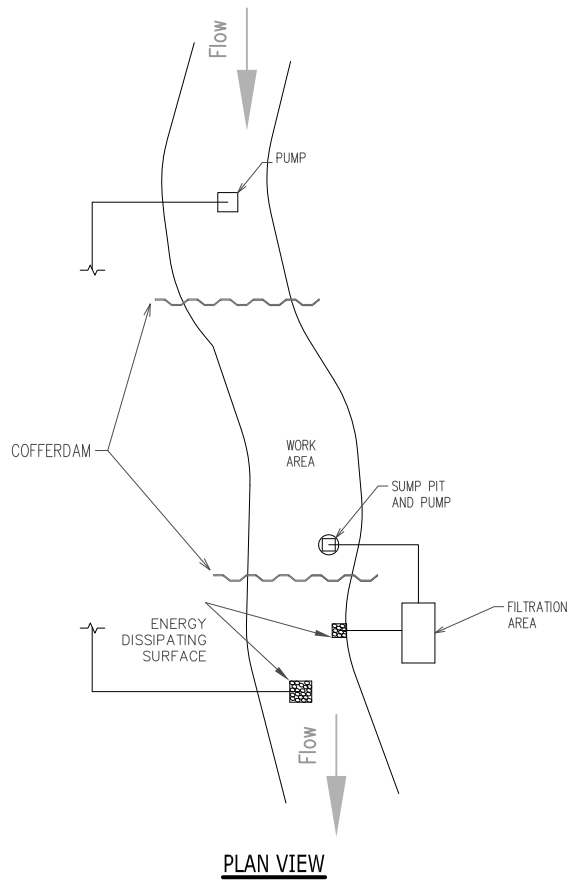


STEEL SHEET PILE COFFERDAM



NOTES:

1. ALL DISCHARGES SHOULD BE ON ENERGY DISSIPATING SURFACES

2. LOCATION FOR SUMP PIT, FILTRATION AREA, AND ENERGY DISSIPATING SURFACES MAY VARY DEPENDING ON SITE CONDITIONS.

REFERENCE

Project _____
 Designed _____ Date _____
 Checked _____ Date _____
 Approved _____ Date _____



STANDARD DWG. NO.

IUM-503SS

SHEET 7 OF 7

DATE 7-09-2012