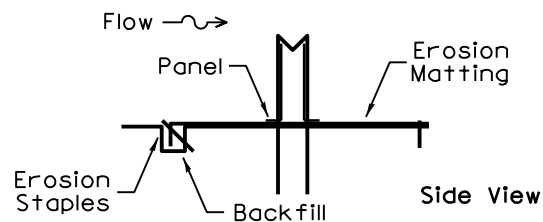
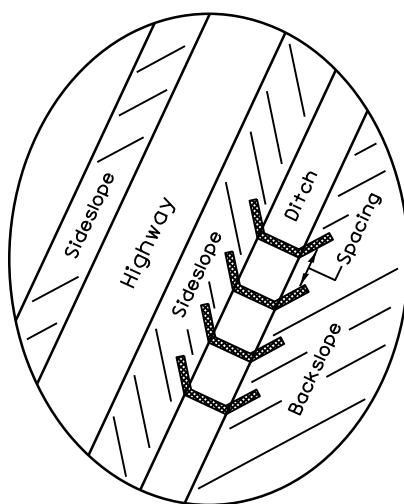
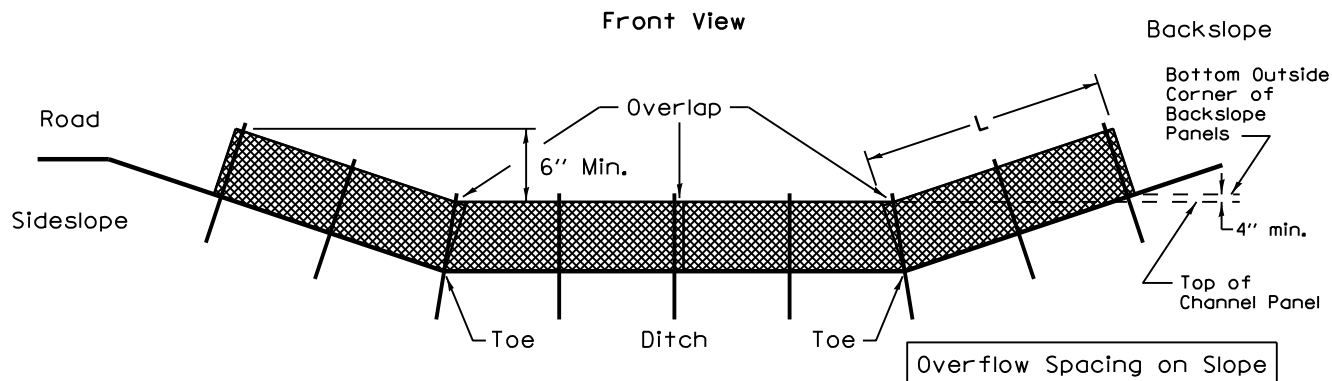
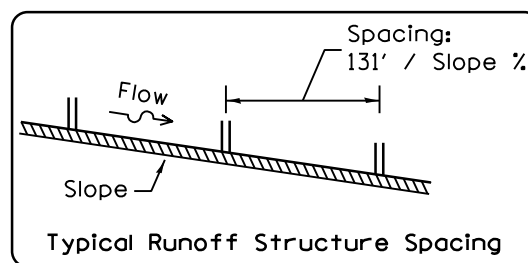


SYNTHETIC POROUS RUNOFF CONTROL STRUCTURES



Minimum Installation
Length up Slopes

Slope	Panels
2:1	1
2.5:1	1.5
3:1	2
3.5:1	2
4:1	2
5:1	2.5
6:1	2.5



REFERENCE

Project _____
 Designed _____ Date _____
 Checked _____ Date _____
 Approved _____ Date _____



STANDARD DWG. NO.

IUM-514

SHEET 1 OF 1

DATE 8-19-11